




**CORPORATION OF THE TOWNSHIP OF RIDEAU LAKES**  
**Application Form and Sewage System Permit**  
**Classes 2-3-4-5 under Part 8 of the Ontario Building Code**  
*(to be filled out by the Applicant)*

**SHADED AREAS TO BE COMPLETED BY A TOWNSHIP OFFICIAL**

THIS FORM MUST BE COMPLETED IN BLACK INK.

FEE AMOUNT: <u>300</u>	DATE RECEIVED: <u>5/MAY/2003</u>	PERMIT NO: <u>RL-021-2003-SC</u>
PREVIOUS SEPTIC INSPECTION CARRIED OUT FOR: SEVERANCE <input type="checkbox"/> MINOR VARIANCE <input checked="" type="checkbox"/> EXPIRED PERMIT <input type="checkbox"/> LAND PURCHASE <input type="checkbox"/>		

**PROPERTY OWNER**



**SEWAGE SYSTEM LOCATION**

WARD: <u>SOUTH CROSBY</u>	CONCESSION: <u>8</u>	LOT: <u>1</u>	PLAN: <u>28R4508</u>	ASSESSMENT ROLL #: <u>08-31-236-041-27218-0000</u>	ZONING:
If land recently purchased, the previous owner was:				New Application <input checked="" type="checkbox"/> Renewal <input type="checkbox"/> * Attach original Permit Approval	

I AGREE TO COMPLY WITH THE PROVISIONS OF THE BUILDING AND ZONING BY-LAWS OF THE MUNICIPALITY AND ALL AMENDMENTS THERETO. I ALSO UNDERSTAND THAT IT IS MY RESPONSIBILITY TO ENSURE THAT ARRANGEMENTS ARE MADE FOR THE NECESSARY INSPECTIONS PRIOR TO THE CONTRUCTION AND BACKFILLING OF THE SEWAGE SYSTEM, AND THAT THE INFORMATION PROVIDED IN THE APPLICATION, ITS SUPPORTING INFORMATION FORM AND ATTACHED DOCUMENTS ARE TRUE AND ACCURATE AND THAT THE TOWNSHIP OF RIDEAU LAKES WILL NOT BE HELD RESPONSIBLE FOR ANY INCORRECT INFORMATION PROVIDED TO IT BY ME, MY AGENT, OR MY INSTALLER/CONSULTANT.

MAY 5, 2003  
(DATE)

[Redacted Signature]  
(SIGNATURE)

If an agent is used the applicant must attach a Letter of Authorization. All applications which are incomplete or unsigned will be returned. No work shall commence until the Permit noted below has been dated and signed by the Chief Building Official (CBO).

**SEWAGE SYSTEM PERMIT**  
(to construct)

A Class 4 (CONVENTIONAL) Sewage System under the Building Code Act with a maximum daily design flow of 2006 L/D, is hereby approved for this property in the manner proposed in the Supporting Information Form for the Application, dated 5/MAY/2003, and as per any requirements defined under Schedule "A" of this Permit, and provided that the System is installed and completed within 12 months of the Permit's issuance date. This system shall not be backfilled or operated without a signed Certificate of Completion.

Dated this the 5<sup>th</sup> of MAY 2003. [Signature] CBO

Application extensions will only be considered upon written submission and payment of a renewal fee.

**REFUSAL:** A Sewage System Permit for this Application is refused for the reasons given in Schedule "A" of his Permit.

Dated this the \_\_\_ of \_\_\_\_\_. \_\_\_\_\_ CBO

**CERTIFICATE OF COMPLETION**

This will certify that the system was completed as per Schedule "B" of this Permit and may be operated within the terms of its approval under the Ontario Building Code and as per any requirements defined in schedule "B".

Dated this the 18<sup>th</sup> of JUNE 2003. [Signature]



**Township of Rideau Lakes**  
P.O. Box 500  
1439 County Road 8  
Delta, Ontario  
K0E 1G0

Tel. (613) 928-2251  
1-800-928-2250  
Fax (613) 928-3097  
Web: [www.twprideaulakes.on.ca](http://www.twprideaulakes.on.ca)

August 27, 2003



Dear Sir:


**Re: Sewage System Application, Permit rl-021-2003-SC**

Attached is an approved application for Edward Porter and its Completion Certificate, dated Aug 18, 2003 for your records.

The Completion Certificate has been issued based on the information provided in Schedule "B". If any of the information on Schedule "B" is incorrect please advise us.

Provisions for the operation of this system are noted on the Schedule. Care and maintenance information has been attached to the owner's copy of this letter.

Sincerely,



Jim Mulder

Sewage System Inspector

cc Mr. Edward Porter, 33 French Crescent, Holland Landing, Ontario, L9N 1J8

bcc Municipal Building Official  
File: RL-021-2003-SC



**CORPORATION OF THE TOWNSHIP OF RIDEAU LAKES**  
**SUPPORTING INFORMATION FORM**  
 for a Class 2-3-4-5 Application under Part 8 of the Ontario Building Code  
 (to be filled out by the Licensed Installer/Consultant)  
**INSTALLER TO RETAIN COPY**

SHADED AREAS TO BE COMPLETED BY A TOWNSHIP OFFICIAL

(Class 1 systems do not need application approval but should be built in accordance with the Code.)

This form is part of the sewage system application...

THIS FORM MUST BE COMPLETED IN BLACK INK.

WARD: SOUTH CROSBY	CONC: 8	LOT: 1	PAGE 1 OF 5
--------------------	---------	--------	-------------

**1. SITE LOCATION**

DIRECTIONS TO LOT (Highway #, secondary road, signs to follow, 911 address, etc.)

HWY 15 TO JONES FALLS RD, TO WHITEPISH LAKE RD  
TO WHITES POINT RD - APPROX 4 KM FROM START  
OF WHITES POINT RD AT TOP OF HILL - NEWLY CUT RD.

**2. LICENSED INSTALLER**

NAME OF INSTALLER (Print): <u>RICHARD GREEN</u>		SIGNATURE: <i>Richard Green</i>		LICENSE #: <u>L-1998-0115</u>
NAME OF COMPANY: <u>RJ GREEN EXCAVATING</u>		STREET/R.R. #: <u>3205 Rd 32 RR#1</u>		
P.O. BOX:	CITY/TOWN: <u>SEELEY'S BAY</u>	PROVINCE: <u>ON</u>	POSTAL CODE: <u>K0H 2N0</u>	
PHONE: (613) <u>387-3566</u>	FAX: ( )	CELLULAR: ( )	E-MAIL:	

**3. PLUMBING / WATER SUPPLY INFORMATION**

DWELLING : Total No. of Bedrooms: 3 . Total Floor area (m<sup>2</sup>) 158 . (If > 200 m<sup>2</sup> see Table 8.2.1.3.A of the Code.)

DESCRIPTION OF FIXTURES	TOTAL NUMBER	X (multiply)	FIXTURE UNITS	TOTAL FIXTURE UNITS
Bathroom group with flush tank	<u>2</u>	X	6	<u>12</u>
Water Closet (Flush tank toilet)	<u>2</u>	X	4	<u>8</u>
Each sink	<u>1</u>	X	1 1/2	<u>1 1/2</u>
Bathtub or shower	<u>1</u>	X	1 1/2	<u>1 1/2</u>
Dishwasher if direct connect	<u>1</u>	X	1 1/2	<u>1 1/2</u>
Clothes washing machine	<u>1</u>	X	1 1/2	<u>1 1/2</u>
Single or double laundry tub	<u>1</u>	X	1 1/2	<u>1 1/2</u>
Other				
Other				
TOTAL FIXTURE COUNT (If more than 20 fixtures units see Table 8.2.1.3.A of the Code.)				<u>27 1/2</u>

Total Daily Design Flow, Q as per Table 8.2.1.3.A of the Code =  $\frac{1975}{2000}$  (litres). 1600 + 3x50 = 400

Minimum septic tank Volume = 3600 litres or Q x 2 = 4500 (litres); whichever is greater; unless exempted under Section 11.5 of the Code.

OTHER : Describe (Using Tables 8.2.1.3.A and B of Code) \_\_\_\_\_

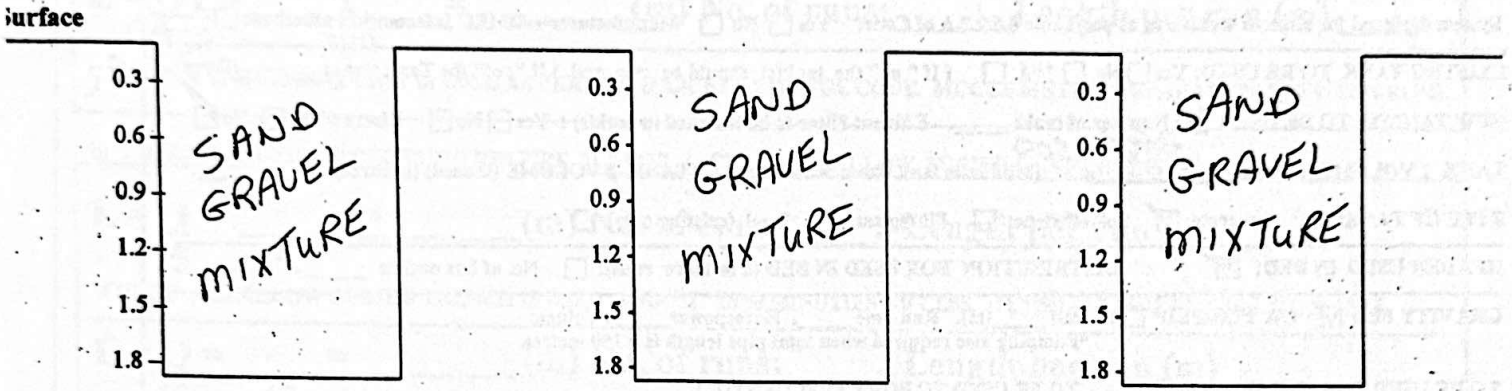
Daily Design Flow, Q as per Table 8.2.1.3.B of the Code = \_\_\_\_\_ (litres). Required septic tank Volume = Q x 3 = \_\_\_\_\_ (litres).

Note: Where Q is greater than 10,000 litres per day application shall be made to the Ontario Ministry of the Environment.

**SOIL EVALUATION**

**SUB-SURFACE SOIL CONDITIONS**

Three test locations are required. Depth in metres to bedrock, water table or clay and description of soil types above these levels are to be shown for each soil profile.



The percolation rate shall be determined by either percolation tests (using the highest percolation time from the three tests) or by classifying the soil according to the Unified Soil Classification System.

IF BED NEEDS TO BE PARTIALLY OR FULLY RAISED; IMPORTED MATERIALS TO BE USED IN: Bed  Mantle  Bed covering

RAISED BED TO GRADE HEIGHT (m): 1.6 CLEARANCES TO BE MINIMUM DISTANCES PLUS TWICE THE HEIGHT: Yes  No

PERCOLATION RATE of soil used for bed (min./cm): T = 10

**SEWAGE SYSTEM DESCRIPTION**

PROPOSAL TO: Install a new system  To replace failed  system. \*To alter  or extend  system/hold tank in accordance with Sentence 11.4.2.5 (3). \* Copy of old Permit approval required.

WELL(S) ON PROPERTY: Proposed  or Existing  Dug/bored  Drilled  Nearest well to system (m): 30+ Water softener to be used:

a) CLASS 2 (Greywater) FEE: \$150 Effective January 1, 2000

Note: A Class 2 system may only be used where daily design flow (Q) is equal to or less than 1000 litres per day which is determined by 200 litres per fixture for pressurized systems and 125 litres per fixture for non-pressurized systems. (If Q > 1000 l a Class 4 / 5 system is req'd.)

No. OF FIXTURES (F) ON SYSTEM: \_\_\_\_ Q = 150 x F = \_\_\_\_ (l/day) or Q = 200 x F = \_\_\_\_ (l/day)

SOILS: Using existing soils  Imported soil  SOIL DESCRIPTION: \_\_\_\_\_ T = \_\_\_\_

Max. Loading Rate to sidewalls:  $L_R = \frac{400}{T} = \frac{400}{10} = 40$  (l/day/m<sup>2</sup>). Min. sidewall area req'd =  $\frac{Q}{L_R} = \frac{1500}{40} = 37.5$  (m<sup>2</sup>).

PIT SHAPE: Square  Rectangular  WALLS (m): Length \_\_\_\_ Width \_\_\_\_ Depth: \_\_\_\_ TYPE: Concrete box  Wall

b) CLASS 3 (Cesspool) FEE: \$150 Effective January 1, 2000

DESCRIPTION: \_\_\_\_\_

\_\_\_\_\_

\_\_\_\_\_

5. SEWAGE SYSTEM DESCRIPTION - continued

c) CLASS 4 (Leaching Bed) FEE: \$300 (\$200 if \$150.00 was paid by the applicant for a previous septic inspection related to a severance, minor variance or property purchase. Renewals \$50.). Septic tank replacement only \$150. Fees effective January 1, 2000.

CONVENTIONAL:  Trench method  Area method  If bed to be extended, the existing total distribution pipe length is: \_\_\_\_\_ (m)

FILTER BED:  Note: If the daily design flow is over 5000 litres/day, Secondary Treatment is required

SHALLOW-BURIED (tertiary treatment) TRENCH TYPE:  Type/model: \_\_\_\_\_

System designed for effluent treatment as per Table 8.6.2.2.A of Code: Yes  No  Manufacturer's/BMEC Information attached:

UNCONVENTIONAL:  Type/Model: \_\_\_\_\_ Secondary  Tertiary

System designed for effluent treatment as per Table 8.6.2.2.A of Code: Yes  No  Manufacturer's/BMEC Information attached:

EXISTING TANK TO BE USED: Yes  No  N/A  (If "no" the tank(s) should be removed.) If "yes" the Tank size is \_\_\_\_\_ (litres)

NEW TANK(S) TO BE USED : Number of tanks \_\_\_\_\_. Effluent Filter to be installed in tank(s): Yes  No  Risers: Yes  No

TANK 1 VOLUME (in litres): 4500 (Minimum tank size is 3600 litres.) TANK 2 VOLUME (if used) (in litres): \_\_\_\_\_

TYPE OF TANK(S): Concrete:  Polyethylene:  Fibreglass:  Steel (existing only)

HEADER USED IN BED:  DISTRIBUTION BOX USED IN BED (8 or more runs):  No. of box outlets \_\_\_\_\_

GRAVITY FED  OR PUMPED\* : Head \_\_\_\_\_ (m). Run time \_\_\_\_\_. Horsepower \_\_\_\_\_. Volume \_\_\_\_\_.  
\*Pumping also required when total pipe length is > 150 metres.

TO BE USED TO PUMP WASTE:  TO BE USED TO PUMP EFFLUENT:

d) CLASS 5 (Holding Tank) FEE: \$300 (\$200 if \$150.00 was paid by the applicant for a previous septic inspection related to a severance, minor variance or property purchase. Renewals \$50.). Fees effective January 1, 2000.

EXISTING HOLDING TANK  (SYSTEM  IN USE: To be removed Yes  No  Size of existing Tank: \_\_\_\_\_

USING NEW TANK(S) : Number of tanks: \_\_\_\_\_. Inground  Raised and covered  Height above grade: \_\_\_\_\_

TYPE OF TANK(S): Concrete:  Polyethylene:  Fibreglass  Steel (existing only)

Alarm type used: \_\_\_\_\_

GRAVITY FED  PUMPED : Head \_\_\_\_\_ (m). Horsepower \_\_\_\_\_. Volume \_\_\_\_\_.  
NAME OF APPROVED HAULER BE USED: \_\_\_\_\_

WRITTEN AGREEMENT WITH HAULER: Yes  To be obtained on completion of installation:

6. PROFILE THAT BEST DESCRIBES CLASS 4 SYSTEM (Check one)

CONVENTIONAL In-ground (TRENCH)	Ck	CONVENTIONAL Partially-Raised (TRENCH/AREA)	<input checked="" type="checkbox"/> Ck	CONVENTIONAL Fully-Raised (AREA)	Ck	SHALLOW BURIED TRENCH	Ck
FILTER BED In-ground	Ck	FILTER BED Partially-Raised (EXISTING MANTLE)	Ck	FILTER BED Partially-Excavated	Ck	FILTER BED Fully-Raised	Ck
OTHER: Describe other secondary or tertiary treatment system: _____						Information, calculations attached Yes <input type="checkbox"/> No <input type="checkbox"/>	

CALCULATIONS:  
TOTAL LENGTH

7. CALCULATIONS:

a) TOTAL LENGTH OF DISTRIBUTION PIPE "L" FOR A CLASS 4 CONVENTIONAL SYSTEM

$$L = \frac{QT}{200} = \frac{1975 \times 10}{200} = \frac{19750}{200} = 98.75 \text{ (m) No. of runs: } 6 \text{ . Length per run (m) } 16.7$$

"L" SHALL NOT BE LESS THAN 40 METRES. MINIMUM 1.6 METRES SEPARATION BETWEEN RUNS.

$$L = \frac{QT}{300} = \frac{x}{300} = \text{ (m) No. of runs: } \text{ . Length per run (m) } \text{ .}$$

WHERE A TREATMENT UNIT IS USED AS PER ARTICLE 8.6.2.2 OF THE CODE. MIN. 1.6 METRES SEPARATION BETWEEN RUNS.

b) TOTAL LENGTH OF DISTRIBUTION PIPE "L" FOR A CLASS 4 SHALLOW BURIED TRENCH SYSTEM

$$L = \frac{Q}{75} = \frac{x}{75} = \text{ (m) No. of runs: } \text{ . Length per run (m) } \text{ .}$$

WHERE A SHALLOW BURIED TRENCH IS USED AND "T" IS 50 MINUTES OR LESS. "L" SHALL NOT BE LESS THAN 30 M.

$$L = \frac{Q}{40} = \frac{x}{40} = \text{ (m) No. of runs: } \text{ . Length per run (m) } \text{ .}$$

WHERE A SHALLOW BURIED TRENCH IS USED AND "T" IS MORE THAN 50 MINUTES. "L" SHALL NOT BE LESS THAN 30 M.

c) TOTAL CONTACT AREA "C<sub>A</sub>"; LOADING AREA "L<sub>A</sub>" FOR A CLASS 4 FILTER BED or AREA BED SYSTEM

$$C_A = \frac{QT}{850} = \frac{x}{850} = \text{ (m}^2\text{) FOR MIN. 25CM SAND LAYER AREA BED ? YES } \square$$

$$L_A = \frac{Q}{75} = \frac{x}{75} = \text{ (m}^2\text{) WHERE Q IS 3000 LITRES OR LESS. FOR GRAVEL AREA BED ? YES } \square$$

$$L_A = \frac{Q}{50} = \frac{x}{50} = \text{ (m}^2\text{) WHERE Q IS GREATER THAN 3000 LITRES. FOR GRAVEL BED? YES } \square$$

$$L_A = \frac{Q}{100} = \frac{x}{100} = \text{ (m}^2\text{) WHERE A TREATMENT IS USED AS PER TABLE 8.6.2.2.A}$$

Bed Size to be used: (m) \_\_\_\_\_ by (m) \_\_\_\_\_ .

No. of runs: \_\_\_\_\_ in piping grid. Length per run (m) \_\_\_\_\_ .

Spacing between runs to be a maximum of 1.2 metres.

d) EFFECTIVE MANTLE AREA FOR THE CLASS 4 BED IS:

$$\frac{Q}{L_R} = \frac{1975}{\text{Natural mantle}} = \frac{1975}{\text{Natural mantle}} \text{ (m}^2\text{) . LOADING RATE - } L_R \text{ as per Table 8.7.4.1.A of the Code: } \text{ .}$$

Use natural soil /clay T to determine the L<sub>R</sub> where beds are raised.

e) TANK SIZE FOR A CLASS 5 HOLDING TANK

Seven day holding capacity = Q x 7 = \_\_\_\_\_ (litres)

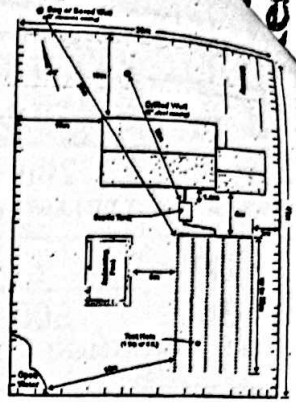
No. of Tanks to be used: \_\_\_\_\_ . Tank 1 volume\* (litres): \_\_\_\_\_ Tank 2: \_\_\_\_\_ .

\* Minimum tank size is 9000 litres.

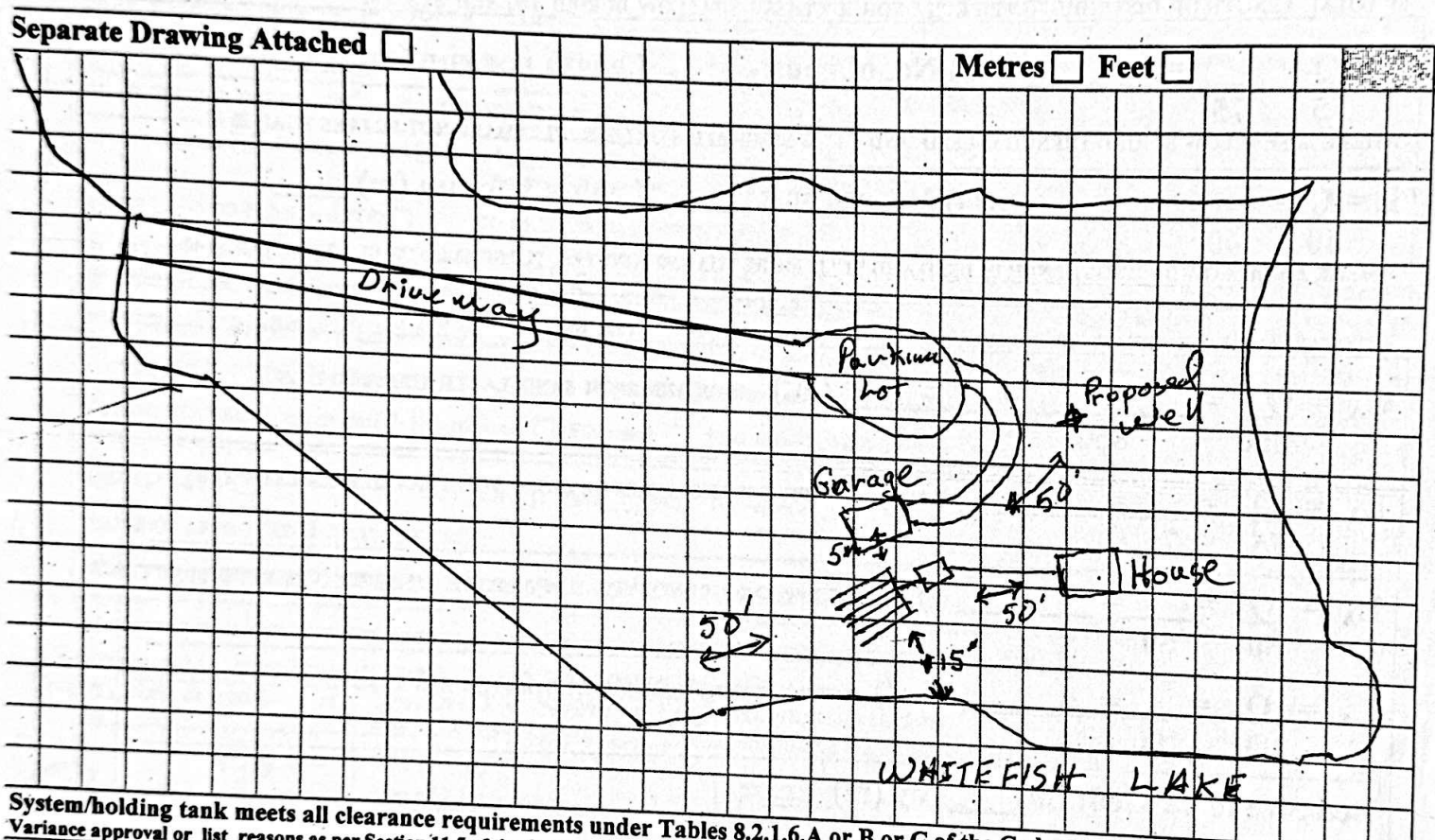
(if needed)

Diagram and Sewage System Plan: Draw indicating north point and show:

Example:



- a) Location of sewage system components (eg. tanks, leaching bed). Locate and show horizontal distances from system to adjacent existing or proposed buildings, water supplies (including neighbours), existing on-site sewage systems, driveways, property lines, lakes, rivers, water courses, swimming pools;
- b) Lot dimensions, topographic features (eg. swamps, steep slopes) near system.



System/holding tank meets all clearance requirements under Tables 8.2.1.6.A or B or C of the Code. Yes  No  If "No" attach Minor Variance approval or list reasons as per Section 11.5 of the Code.

SUPPORTING INFORMATION AND DRAWING SUBMITTED: (date:) May 1 / 03  
 or DRAWING SUBMITTED "AS CONSTRUCTED" : (date:) \_\_\_\_\_

Information contained on this form is collected pursuant to the Ontario Building Code, 1997, as amended, and will be used for the purpose of considering your application for a sewage system permit. The information may be released to members of the public upon request for a file search. Questions regarding the collection of this information should be directed to the Chief Building Official of the Township of Rideau Lakes.

**SUBMIT ONLY THIS PAGE IF A "AS CONSTRUCTED" DRAWING**

CORPORATION OF THE TOWNSHIP OF RIDEAU LAKES

SCHEDULE "A"

Preliminary and Interim Inspection Reports

for a Class 2-3-4-5 Application under Part 8 of the Ontario Building Code  
(to be filled out by the Sewage System Inspector)



WARD: 30 CONCESSION: 8 LOT: 1  
LICENSE NO. 1998-0115

RICHARD GREEN

DESCRIPTION

SS 2 SYSTEM <input type="checkbox"/>	CLASS 4 SYSTEM <input checked="" type="checkbox"/>	NEW <input type="checkbox"/>	CONVENTIONAL BED <input type="checkbox"/>	TRENCH <input type="checkbox"/> OR AREA <input type="checkbox"/>
SS 3 SYSTEM <input type="checkbox"/>		EXTENSION <input type="checkbox"/>	FILTER BED <input type="checkbox"/>	INGROUND <input type="checkbox"/>
SS 5 SYSTEM <input type="checkbox"/>		REPLACEMENT <input type="checkbox"/>	SHALLOW TRENCH <input type="checkbox"/>	PARTIALLY-RAISED <input type="checkbox"/>
			UNCONVENTIONAL <input type="checkbox"/>	FULLY-RAISED <input type="checkbox"/>

(Specify: \_\_\_\_\_)

INSPECTION CHECK LIST

	YES	NO	N/A
1. APPLICATION SIGNED AND/OR LETTER OF AUTHORIZATION ATTACHED	<input checked="" type="checkbox"/>	<input type="checkbox"/>	<input type="checkbox"/>
2. DESIGN AND CALCULATIONS VERIFIED	<input checked="" type="checkbox"/>	<input type="checkbox"/>	<input type="checkbox"/>
3. SITE PLAN APPROVAL / MINOR VARIANCE APPROVALS REQUIRED	<input type="checkbox"/>	<input type="checkbox"/>	<input checked="" type="checkbox"/>
If "yes" - approval received <input type="checkbox"/>			
LIMINARY FIELD INSPECTION			
1. ALL CLEARANCES IDENTIFIED ON DRAWING (including neighbouring wells, septic systems, and ROW easements)	<input checked="" type="checkbox"/>	<input type="checkbox"/>	<input type="checkbox"/>
2. ALL CLEARANCES IN COMPLIANCE WITH THE CODE	<input checked="" type="checkbox"/>	<input type="checkbox"/>	<input type="checkbox"/>
If "no" - Section 11 <input type="checkbox"/>			
3. EXISTING WELL(S) ON PROPERTY	<input checked="" type="checkbox"/>	<input type="checkbox"/>	<input type="checkbox"/>
4. SEWAGE LOCATION WILL ALLOW PLACEMENT OF FUTURE WELL IN COMPLIANCE WITH CODE	<input checked="" type="checkbox"/>	<input checked="" type="checkbox"/>	<input type="checkbox"/>
5. SEPTIC TANK/BED WILL BE SERVICEABLE BY LAND OR WATER	<input checked="" type="checkbox"/>	<input type="checkbox"/>	<input type="checkbox"/>
6. USE OF HOLDING TANK ACCEPTABLE UNDER CLAUSES 8.8.1.2(1)(a), (b), (c), (d) or (e) OF THE CODE	<input checked="" type="checkbox"/>	<input type="checkbox"/>	<input type="checkbox"/>
7. SOIL TEST HOLES CHECKED/ LOT HAS SUFFICIENT BED/MANTLE AREA	<input checked="" type="checkbox"/>	<input type="checkbox"/>	<input checked="" type="checkbox"/>
8. LAND GRADE LESS THAN 25% (1 to 4)	<input checked="" type="checkbox"/>	<input type="checkbox"/>	<input type="checkbox"/>
9. DRAINAGE ON PROPERTY OR ADJACENT PROPERTY IMPACTED BY THE PROPOSED SEWAGE LOCATION	<input checked="" type="checkbox"/>	<input type="checkbox"/>	<input type="checkbox"/>
10. PROPOSED SEWAGE LOCATION IN FLOODPLAIN	<input type="checkbox"/>	<input checked="" type="checkbox"/>	<input type="checkbox"/>
11. ESTHETICAL PROBLEMS ASSOCIATED WITH SEWAGE LOCATION	<input type="checkbox"/>	<input checked="" type="checkbox"/>	<input type="checkbox"/>
12. OTHER PROBLEMS IDENTIFIED	<input type="checkbox"/>	<input checked="" type="checkbox"/>	<input type="checkbox"/>

REMARKS: Provisions for approval/refusal to construct as per checked STANDARD COMMENTS identified below  and:  
RECOMMEND THAT THE ATTACHED PROPOSED CHANGES 08-02-03,  
08-06-01 & 08-07-03 FOR THE CODE BE FOLLOWED

STANDARD COMMENTS (These comments are in addition to all other provisions of compliance required under Part 8 of the Ontario Building Code.)

	INT.
<input checked="" type="checkbox"/> THE INSTALLER SHALL SUBMIT IN FORTHRIGHT MANNER A NEW "AS CONSTRUCTED" DRAWING.	<input checked="" type="checkbox"/>
<input checked="" type="checkbox"/> BED AREA TO BE SCARIFIED PRIOR TO PLACING BEDDING FILL.	<input checked="" type="checkbox"/>
<input checked="" type="checkbox"/> FILTER SAND AFFIDAVIT FOR MATERIAL AS PER SENTENCE 8.7.5.3.(3) TO BE PROVIDED ON FINAL INSPECTION.	<input checked="" type="checkbox"/>
<input checked="" type="checkbox"/> BACKFILLING AND/OR IMPORTED SOILS FOR BACKFILLING SHALL MEET ARTICLE 8.7.4.2. OF THE CODE.	<input checked="" type="checkbox"/>
<input checked="" type="checkbox"/> WEIGH TICKETS TO BE SUPPLIED ON FINAL INSPECTION.	<input checked="" type="checkbox"/>
<input type="checkbox"/> MAINTENANCE OR HAULER AGREEMENT TO BE PROVIDED ON FINAL INSPECTION.	<input type="checkbox"/>
<input type="checkbox"/> MANUFACTURER AND SYSTEM OPERATING INFORMATION TO BE PROVIDED ON FINAL INSPECTION.	<input type="checkbox"/>
<input type="checkbox"/> EXISTING HOLDING OR SEPTIC TANK TO BE REMOVED AND DISPOSED OF IN AN APPROVED MANNER.	<input type="checkbox"/>
<input type="checkbox"/> EXISTING BED PIPING AND BED MATERIAL TO BE REMOVED AND DISPOSED OF IN A APPROVED MANNER.	<input type="checkbox"/>
<input type="checkbox"/> EXISTING WELL(S) ON PROPERTY TO BE SEALED AS PER MINISTRY OF THE ENVIRONMENT STANDARDS	<input type="checkbox"/>

PRELIMINARY INSPECTION: 3:00  a.m.  p.m. DATE: 5/MAY/2003  
 INSPECTED BY: [Signature] REPRESENTING OWNER: Richard Green

SECOND INSPECTION: (if needed) \_\_\_\_\_ : \_\_\_\_\_  a.m.  p.m. DATE: \_\_\_\_\_  
 INSPECTED BY: \_\_\_\_\_ REPRESENTING OWNER: \_\_\_\_\_

COMMENTS: \_\_\_\_\_  
 THIRD INSPECTION: (if needed) \_\_\_\_\_ : \_\_\_\_\_  a.m.  p.m. DATE: \_\_\_\_\_  
 INSPECTED BY: \_\_\_\_\_ REPRESENTING OWNER: \_\_\_\_\_  
 COMMENTS: \_\_\_\_\_



CORPORATION OF THE TOWNSHIP OF RIDEAU LAKES

SCHEDULE "B"

Final Completion Inspection Report

for a Class 2-3-4-5 Application under Part 8 of the Ontario Building Code  
(to be filled out by the Sewage System Inspector)

**[REDACTED]**  
RICHARD GREEN

WARD: SC CONCESSION: 8 LOT: 1  
LICENSE NO. 1998-0115

ITEM LIST	YES	NO	N/A
1. NEW "AS CONSTRUCTED" DRAWING PROVIDED.			✓
2. FILTER SAND AFFIDAVIT AND WEIGH TICKETS PROVIDED. (total weight: , approx. volume: )			✓
3. MAINTENACE AGREEMENT PROVIDED.			✓
4. HAULER AGREEMENT PROVIDED.			✓
5. EXISTING WELL(S) SEALED.			✓
6. SYSTEM COMPONENTS INSTALLED AS PER INITIAL DESIGN DRAWING.			✓
7. SYSTEM COMPONENTS INSTALLED AS PER "AS CONSTRUCTED" DRAWING.	✓		
8. OTHER.			✓

AGE COMPONENT DETAIL	ON APPLICATION	n/a	ACTUAL	Same	DESCRPTIVE
1. SEPTIC HOLDING TANK CAPACITY	4500 L		<del>3600</del>	✓	Gravity fed <input checked="" type="checkbox"/> Pumped <input type="checkbox"/>
2. NUMBER/TYPE OF TANK(S)	ONE CONCRETE			✓	Make/type: PLANE 6
3. TOTAL PIPING LENGTH	100 M			✓	Type: ROYAL 3" (75 MM)
4. NUMBER OF RUNS	6 @ 16.7M			✓	Spacing: 1.5 M
5. HEADER OR D-BOX	HEADER			✓	No. of outlets: n/a
6. BED SIZE		✓			
7. PUMP; head/hp/volume		✓			
8. ALARM SYSTEM		✓			Make:
9. OTHER (Use comments for detail.)		✓			Make:

COMMENTS: Provisions for approval to backfill and operate system as per checked STANDARD COMMENTS identified below  and:

- STANDARD COMMENTS (These comments are in addition to all other provisions of compliance required under Part 8 of the Ontario Building Code.)
- THE SEWAGE SYSTEM SHALL BACKFILLED IN COMPLIANCE WITH THE CODE PRIOR TO BEING OPERATED.
  - THE SYSTEM SHALL NOT BE OPERATED AT A HIGHER DAILY DESIGN FLOW RATE THAN NOTED ON THE PERMIT.
  - ALARMS FOR THIS SEWAGE SYSTEM SHALL BE MAINTAINED AT ALL TIMES WHILE THE SYSTEM IS OPERATIONAL.
  - THE SEWAGE SYSTEM SHALL BE MAINTAINED AND OPERATED AS PER SUBSECTION 8.9.3 OF THE CODE.
  - SECONDARY EFFLUENT CONCENTRATIONS FOR THE TREATMENT UNIT SHALL BE MAINTAINED AS PER SENTENCE 8.6.2.2.(1).
  - TERTIARY EFFLUENT CONCENTRATIONS FOR THE TREATMENT UNIT SHALL BE MAINTAINED AS PER SENTENCE 8.6.2.2.(2).
  - SAMPLING FOR TERTIARY TREATMENT TO BE CARRIED OUT AS PER ARTICLE 8.9.2.4 OF THE CODE AND SUBMITTED TO CBO.
  - PRESSURE HEAD FOR SHALLOW BURIED TRENCH SYSTEM SHALL BE CHECKED EVERY 3 YEARS AS PER ARTICLE 8.9.3.5.
  - THE CBO SHALL BE ADVISED IF THE SYSTEM NEEDS TO BE REPAIRED DUE TO DAMAGE FROM FIRE, FLOODING, ETC.

FINAL INSPECTION: 11:00  a.m.  p.m. DATE: 12/AUG/03  
INSPECTED BY: [Signature] REPRESENTING OWNER: Richard Green

THE TENTATIVE BACKFILLING DATE FOR THE SEWAGE SYSTEM IS: 12/AUG/03  
SIGNED: Richard Green (To be dated and signed by the Installer)